

## Warranty & Support

This product is provided with a one year warranty for problems found during normal usage. Mistreating the Weather Station or opening the unit will invalidate this warranty. Any data stored on the unit and any consequential loss is not covered by this warranty. The battery is not user replaceable.

## Technical Support


Please visit [www.tts-group.co.uk](http://www.tts-group.co.uk) for the latest product information.

Email [feedback@tts-group.co.uk](mailto:feedback@tts-group.co.uk) for technical support.

TTS Group Ltd.  
Park Lane Business Park  
Kirkby-in-Ashfield  
Nottinghamshire,  
NG17 9GU, UK.  
Freephone: 0800 318686 Freefax: 0800 137525



# Weather Station



## SOFTWARE GUIDE

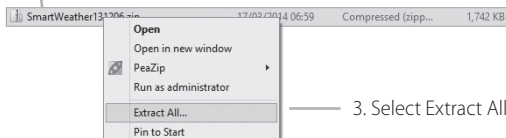
[www.tts-shopping.com](http://www.tts-shopping.com)



The mini CD included with the Weather Station contains one zipped folder.

## SmartWeather131206.zip


1. Copy this zipped folder to the PC.
2. Right click on the copied file.



3. Select Extract All...

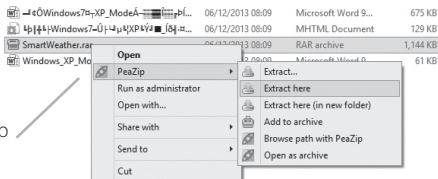
4. The contents of the zipped folder will be displayed. The Weather Station software is stored in SmartWeather.rar. This rar file is a type of zipped folder. It can be extracted using free software such as peazip.

See <http://peazip.sourceforge.net/>




5. With Peazip installed right click on SmartWeather.rar

6. Follow across from Peazip and select Extract here





7. An additional folder will appear in the SmartWeather folder



# Weather Station

8. The folder contains the software for the Weather Station and that's all that is needed. There is no installer. Copy the SmartWeather folder to a location on the PC.

 SmartWeather.dat	04/12/2013 19:10
 smartweather.dll	08/05/2012 20:39
 SmartWeather.exe	15/03/2013 21:37
 SmartWeather.ini	04/12/2013 19:11
 SmartWeather.ocx	05/12/2011 22:25

9. Connect the Weather Station to the PC using the supplied cable. Double click on SmartWeather.exe. A warning screen will appear.



10. Click OK. The software will open and connect to the Weather Station. Any data on the Weather Station will be transferred to the computer automatically. Current live readings will be displayed

